




**ARCHBOLD MEDICAL CENTER
REQUIRED REPORT COVER**

Date:
Filing Entity: <input type="checkbox"/> AMC <input checked="" type="checkbox"/> JDAMH <input type="checkbox"/> AHS <input type="checkbox"/> FOUNDATION <input type="checkbox"/> OTHER (Describe Below)
Report or Survey Description: 2020 Georgia Department of Community Health Cardiac Catheterization Survey for John D. Archbold Memorial Hospital
Reporting Period Covered: January 1, 2020 through December 31, 2020
Due Date: July 23, 2021
Date Submitted:
Prepared By: (Name/Please Initial) Chris Newman, VP Clinical Services 
Reviewed By: (Name/Please Initial) Darcy M. Craven, President/CEO Greg Hembree, CFO 
Officially Signed By: Darcy M. Craven <input checked="" type="checkbox"/> Electronically Submitted/Signed
Location/Custodian of Record Copy: Administration
Notes:
Cover Sheet Routing: <input type="checkbox"/> Executive Secretary to AMC Senior Vice President/Chief Financial Officer <input type="checkbox"/> President - AMC <input type="checkbox"/> Compliance Officer <input type="checkbox"/> Other:



2020 Cardiac Catheterization Survey

Part A : General Information

1. Identification

UID:HOSP614

Facility Name: John D. Archbold Memorial Hospital

County: Thomas

Street Address: 915 Gordon Avenue

City: Thomasville

Zip: 31799-1018

Mailing Address: PO Box 1018

Mailing City: Thomasville

Mailing Zip: 31799-1018

Medicare Provider Number: 110038

Medicaid Provider Number: 000000063A

2. Report Period

Report Data for the full twelve month period, January 1, 2020 - December 31, 2020 (365 days).
Do not use a different report period.

Check the box to the right if your facility was **not** operational for the entire year.

If your facility was **not** operational for the entire year, provide the dates the facility was operational.

Part B : Survey Contact Information

Person authorized to respond to inquiries about the responses to this survey.

Contact Name: Chris Newman, Pharm.D., MSHA

Contact Title: Vice President, Clinical Services

Phone: 229-228-2771

Fax: 229-551-8741

E-mail: jcnewman@archbold.org

Part C : Catheterization Services Utilization

1A. Number of Cardiac Catheterization Services Labs or Rooms

Please report the total number of Cardiac Catheterization services labs or rooms. Include all labs or rooms that are authorized to provide cardiac catheterizations pursuant to Rule 111-2-2-21. Include both general purpose and dedicated rooms or labs.

2

1B. Room Detail

Please provide details on each of the labs or rooms reported in 1A above. Report each lab or room on a separate row. The name of the lab or room should be the name used in your facility.

Room Name	Operational Date	Dedicated Room?	# Cath Procedures	If Dedicated What Type?
Cath Lab 1	2/1/2006	Yes	1,822	Cardiology
Cath Lab 2	3/14/2012	No	1,218	

1C. Other Rooms

If your facility has other rooms that are equipped and capable of performing a cardiac catheterization (other than what is preorted in Part C, Q1 A and B above) please indicate the number of those other rooms below.

1

2. Cardiac Catheterization by Procedure Type

Report by age and procedure type the total number of cardiac catheterization procedures performed during the report year in the cardiac catheterization rooms reported in question #1 above. Report actual cardiac cath procedures performed by the categories provided. Do not report cardiac catheterization sessions, but the procedures. Please refer to the definitions of procedure and session in the instructions.

2A. Therapeutic Cardiac Catheterizations

Therapeutic Cardiac Catheterizations	Ages 0-14	Ages 15+	Total
PCI balloon angioplasty procedures	0	601	601
PCI procedures utilizing drug eluting stent	0	630	630
PCI procedures utilizing non drug eluting stent	0	0	0
Rotational Atherectomy	0	0	0
Directional Atherectomy	0	0	0
Laser Atherectomy	0	0	0
Excisional Atherectomy	0	0	0
Use of Cutting Balloon	0	0	0
Closure or patent ductus areriosus > 28 days, by card. cath.	0	0	0
Closure or patent ductus arteriosus < 28 days, by card. cath.	0	0	0
	0	0	0
Total	0	1,231	1,231

2B.1 Diagnostic Cardiac Catheterizations

Diagnostic Cardiac Catheterizations	Ages 0-14	Ages 15+	Total
Left Heart Diagnostic Cardiac Catheterizations	0	1,375	1,375
Right Heart Diagnostic Cardiac Catheterizations	0	434	434
Total Diagnostic Cardiac Catheterization Procedures	0	1,809	1,809
Grand Total (All Cardiac Catheterization Procedures)	0	3,040	3,040

2B.2 Left Heart Cardiac Catheterization Details

Report the number of diagnostic left heart cardiac catheterizations that were not followed by a therapeutic cardiac cath procedure and then provide the number that were followed by PCI in the same sitting.

Left Heart Diagnostic Cardiac Catheterization Details	Ages 0-14	Ages 15+	Total
Left Heart Diagnostic Cardiac Cath Only (without PCI)	0	765	765
Left Heart Diagnostic Cardiac Cath Followed by PCI	0	620	620

2C. Peripheral Catheterization by Patient Type

Report the total number of peripheral catheterization procedures.

Ages 0-14	Ages 15+	Total
0	2,003	2,003

2D. Major Coronary Circulation Vessels Treated per Patient

Report the number of major coronary circulation vessels treated per patient by therapeutic cardiac catheterizations.

PCI Type	1 Vessel	2 Vessels	3 Vessels	4 Vessels	Total
PCI balloon angioplasty and/or stent	352	192	61	25	630
All other types of PCI (e.g. laser, etc.)	0	0	0	0	0
Total	352	192	61	25	630

2E. Cardiac Catheterization Sessions

Report by patient type and procedure type the total number of inpatient and outpatient cardiac catheterization sessions performed during the report year.

Cardiac Catheterizations by Patient Type	Ages 0-14	Ages 15+	Total
Inpatient Diagnostic Cardiac Catheterizations	0	666	666
Outpatient Diagnostic Cardiac Catheterizations	0	709	709
Inpatient Therapeutic Cardiac Catheterizations	0	363	363
Outpatient Therapeutic Cardiac Catheterizations	0	267	267
Total	0	2,005	2,005

3A. Other Procedures Performed During Cardiac Catheterization Session

Report by age of patient and procedure type the total number of non-cardiac catheterization procedures that were performed during the cardiac catheterization session. Report by procedure code and procedure description.

Procedure Code	Procedure Description	Ages 0-14	Ages 15+	Total
33016	Pericardiocentesis	0	3	3
75625	AO	0	36	36
93571	FFR	0	42	42
92978	IVUS	0	12	12
36556	Central Line VAS CATH	0	7	7
33992	Impella	0	3	3
36251	Renal	0	8	8
36222	Carotid	0	1	1
92960	Cardioversion	0	2	2
33210	Temp Pacer	0	2	2
93318	TEE	0	3	3

3B. Non-Cardiac Catheterization in Cardiac Catheterization Facilities

Report by age and procedure type the total number of catheterization procedures, other than cardiac catheterizations, performed during the report year that were performed in the authorized cardiac catheterization labs or rooms reported in Part C Question 1A.

Procedure Type	Ages 0-14	Ages 15+	Total
Electrophysiologic Studies	0	0	0
Pacemaker Insertions	0	132	132
Angiograms/Venograms	0	174	174
Angioplasty	0	137	137
Stents	0	122	122
Thrombolysis Procedures	0	2	2
Embolizations	0	0	0
Venocava filter insertions	0	4	4
Biliary/Nephrostomy	0	3	3
Perm cath/pic line placements	0	17	17
Athrectomy	0	71	0
Loop Placement	0	34	34
TEE/Cardioversion	0	114	114
Total	0	810	810

3C. Non-Cardiac Catheterization Procedures Performed in Other Rooms

Report by age and procedure type the total number of catheterization procedures, other than cardiac catheterizations, performed during the report year that were performed in any other room that is equiped and capable of performing cardiac catheterization reported in Part C Question 1C.

Procedure Type	Ages 0-14	Ages 15+	Total
Electrophysiologic Studies	0	0	0
Pacemaker Insertions	0	11	11
Angiograms/Venograms	0	355	355
Angioplasty	0	197	197
Stents	0	143	143
Thrombolysis Procedures	0	64	64
Embolizations	0	29	29
Venocava filter insertions	0	31	31
Biliary/Nephrostomy	0	52	52
Perm cath/pic line placements	0	129	129
Loop placement	0	3	3
Lifeport placement	0	77	77
	0	0	0
Total	0	1,091	1,091

3D. Medical Specialties

List all of the medical specialties of the physicians performing non-cardiac catheterization procedures listed in 3B or 3C.

Interventional Cardiology; Interventional Radiology, Vascular Surgery

4. Cardiac Catheterization Patients by Race/Ethnicity

Please report the number who received one or more cardiac catheterization procedures during the report period using the race and ethnicity categories provided. Please report patients as unduplicated. A patient should be counted once only.

Race/Ethnicity	Number of Patients
American Indian/Alaska Native	1
Asian	2
Black/African American	379
Hispanic/Latino	4
Pacific Islander/Hawaiian	1
White	936
Multi-Racial	32
Total	1,355

5. Cardiac Catheterization Patients by Gender

Please report the number of cardiac catheterization patients by gender served during the report period. Count a patient only once for an unduplicated patient count.

Gender	Number of Patients
Male	768
Female	587
Total	1,355

Part D : Charges

1. Average Total Charge and Average Actual Reimbursement

If applicable, report the average total charge from admission to discharge (excluding Medicare outliers) for each of the following DRGs and report the average actual reimbursement for each DRG received from Medicare, Medicaid and all third parties (excluding individual self-payors, indigents and those payors whose charge was 'written off'). Please note that Average Total Charges, the number of cases used in the average, and the average reimbursement should be for services provided within authorized cardiac catheterization labs.

Selected DRGs Diseases/Disorders of the Circulatory System	Average Total Inpatient Charge in Lab	Cases Included in Calculation of Average	Actual Hospital Total Cases	Average Reimbursement in Lab
Major Cardiovascular Procedures w/CC(MS-DRG 268-272)	0	0	0	0
Cds w/AMI and CV Complication, Discharged Alive (MS-DRG 280)	46,540	42	45	16,645
Cds w/AMI w/o CV Complication, Discharged Alive (MS-DRG 281 & 282)	30,130	24	29	6,800
Cds except AMI w/Cardiac Cath and Complex Diagnosis (MS-DRG 286)	43,741	68	80	15,967
Cds except AMI w/Cardiac Cath and Complex Diagnosis (MS-DRG 287)	28,634	46	58	10,293
Heart Failure and Shock (MS-DRG 291, 292, 293)	0	0	1	0
Peripheral Vascular Disorders w/CC (MS-DRG 299)	0	0	0	0
Cardiac arrhythmia and conduction disorders w/CC (MS-DRG 308)	0	0	0	0
Angina Pectoris (MS-DRG 311)	0	0	0	0

2. Mean, Median and Range of Total Charges

Where applicable, report the mean, median and range of total charges for all cases for which each of the following ICD-9-CM codes was the principal procedure.

Dilation of Coronary Artery, One Artery

(ICD-10 Codes: 02703ZZ, 02704ZZ, 02703DZ; CPT Codes: 92920, 92928)

Patient Category	Mean	Median	Range Low	Range High	# of Cases Included in Calculations
Inpatient	\$59,469	\$47,818	\$10,573	\$135,441	14
Outpatient	\$57,994	\$51,038	\$23,405	\$130,270	28

Measurement of Cardiac Sampling and Pressure, Left Heart, Percutaneous Approach

(ICD-10 Code: 4A023N7; CPT Codes: 93452, 93458, 93459)

Patient Category	Mean	Median	Range Low	Range High	# of Cases Included in Calculations
Inpatient	\$34,760	\$28,712	\$15,655	\$149,433	350
Outpatient	\$38,018	\$27,902	\$9,890	\$255,729	741

3. Total Charges and Actual Reimbursement for Cardiac Catheterization Services

Please report the total charges and actual reimbursement received for cardiac catheterization services provided during the report period.

Total Charges	Actual Reimbursement
\$61,191,903	\$17,209,835

4. Total Uncompensated Charges for Cardiac Catheterization Services

Please report the total uncompensated charges for cardiac catheterization services provided to patients that qualified as indigent or charity care cases where the facility did not receive any compensation.

Total Uncompensated Charges	Total Uncompensated I/C Patients
\$3,103,054	91

5. Adjusted Gross Revenue for Cardiac Catheterization Services

Please report the Adjusted Gross Revenue for cardiac catheterization services provided during the report period.

Adjusted Gross Revenue
\$26,252,946

6. Primary Payment Source

Please report the total number of unduplicated cardiac catheterization patients, procedures, total charges and reimbursement by the patient's PRIMARY payer source. Report Peachcare for Kids patients with Third-Party. Then also provide the number of unduplicated patients, procedures, charges and reimbursement for patients who were qualified as Indigent or Charity Care cases. Patients do not have to balance or be unduplicated between two tables.

	Primary Payment Source				I/C Care Account
	Medicare	Medicaid	3rd Party (Including Peachcare)	Individual Self-Pay	
Number of Cardiac Catheterization Patients (unduplicated)	430	112	665	152	0
Number of Procedures Billed	453	118	698	161	0
Number of Procedures Not Billed or Written Off	0	0	0	0	0
Total Charges	\$37,848,246	\$4,065,468	\$12,248,500	\$7,029,689	\$3,292,557
Actual Reimbursement	\$7,727,253	\$759,736	\$8,712,799	\$10,048	\$0

Part E : Peer Review, Joint Commission Accreditation, OHS Referrals and Treatment Complications

1. Check the box to the right if your program/facility participates in an external or national peer review and outcomes reporting system.

If you indicated yes above, please provide the name(s) of the peer review/outcomes reporting organization(s) below.

American College of Cardiology

2. Check the box to the right if your program/facility is Joint Commission accredited.

Enter your accreditation category in the space below.

Acute Care Hospital

3. How many community education programs has your program/facility participated in during the reporting period?

34

4. OHSS Referrals

If your facility referred patients for open heart surgery services (regardless of whether your facility does or does not provide OHSS), please list the hospital(s) to which patients have been referred and the number referred. If your facility referred patients to out-of-state providers please select the state from the pull-down menu.

Referral Hospital	Number of Referrals
Other Out Of State Facility	83
Emory University Hospital	2

5. Cardiac Catheterization Treatment Session Complications

Please provide the number of both inpatient and outpatient therapeutic and diagnostic cardiac catheterization sessions which encountered or resulted in major and/or minor complications. (Total therapeutic and total diagnostic catheterization sessions are provided based on what was reported in Part C, Question 2B). Please refer to the instructions for guidelines regarding major versus minor classifications. Report complications occurring during the procedures or before discharge.

Cardiac Catheterization Category	Total Cath Sessions from Part C	Major Complications	Minor Complications	Total Complications
Therapeutic Cardiac Catheterizations Inpatient and Outpatient	630	0	0	0
Diagnostic Cardiac Catheterizations Inpatient and Outpatient	1,375	0	0	0
Total	2,005	0	0	0

Part F : Patient Origin 2020

Please report the number of cardiac catheterization patients by county and age category. The total number of patients reported here must balance to the totals reported in Part C, Questions 4 and 5.

County	Patients 0-14	Patients 15+	Total
Baker	0	2	2
Berrien	0	4	4
Bleckley	0	1	1
Brooks	0	64	64
Butts	0	1	1
Calhoun	0	5	5
Colquitt	0	233	233
Cook	0	6	6
Decatur	0	134	134
Hall	0	1	1
Early	0	4	4
Echols	0	2	2
Floyd	0	1	1
Grady	0	191	191

Lee	0	4	4
Lowndes	0	52	52
Miller	0	10	10
Mitchell	0	125	125
Seminole	0	19	19
Thomas	0	453	453
Tift	0	2	2
Worth	0	2	2
Alabama	0	3	3
Florida	0	18	18
Other- Out of State	0	6	6
Dooly	0	2	2
Dougherty	0	10	10
Total Patients	0	1,355	1,355

Part G : Comments

Please enter below any comments and suggestions that you have about this survey.

Electronic Signature

Please note that the survey WILL NOT BE ACCEPTED without the authorized signature of the Chief Executive Officer or Executive Director (principal officer) of the facility. The signature can be completed only AFTER all survey data has been finalized. By law, the signatory is attesting under penalty of law that the information is accurate and complete.

I state, certify and attest that to the best of my knowledge upon conducting due diligence to assure the accuracy and completeness of all data, and based upon my affirmative review of the entire completed survey, this completed survey contains no untrue statement or inaccurate data, nor omits requested material, information or data. I further state, certify and attest that I have reviewed the entire contents of the completed survey with all appropriate staff of the facility. I understand that inaccurate, incomplete or omitted data could lead to sanctions against me or my facility. I further understand that a typed version of my name is being accepted as my original signature pursuant to the Georgia Electronic Records and Signature Act.

Authorized Signature: Darcy M. Craven

Title: CEO

Date: 7/22/2021

Comments: